

SETTING UP THE IPHONE FOR WSCC FACULTY & STAFF E- MAIL/CONTACTS/CALENDAR

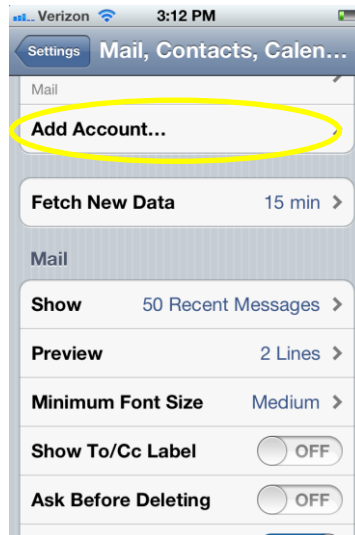
From the Home Screen, tap the **Settings** Icon




Tap **Mail, Contacts, Calendars**



Tap **Add Account**



Tap **Microsoft Exchange**



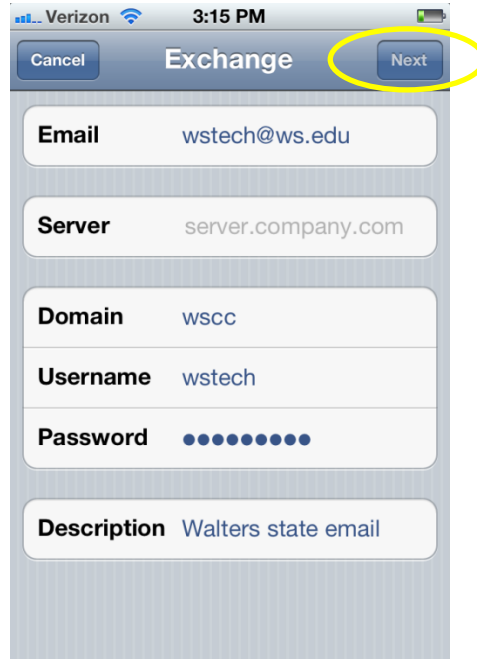
In the "Email Field" type your **username@ws.edu**

In the "Domain" Field, type **wsc**

In the Username Field, type your **username**

In the "Password Field" type your **wsc password**

In the "Description Field" type a name to let you know that this is your WSCC E-Mail



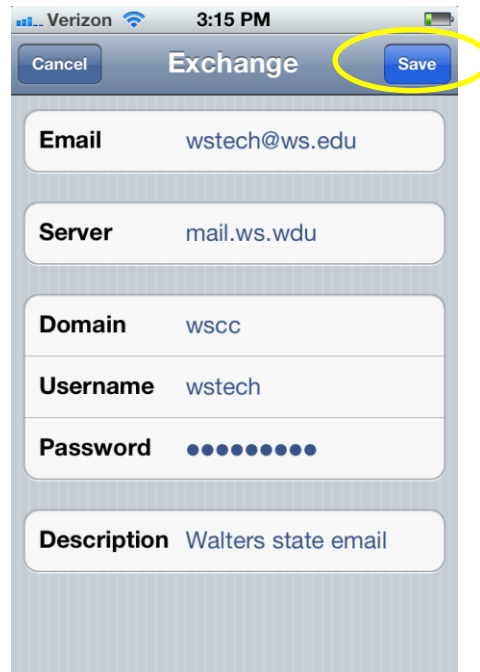
Tap **Next**

You might get message that states "**Unable to Verify Certificate**"

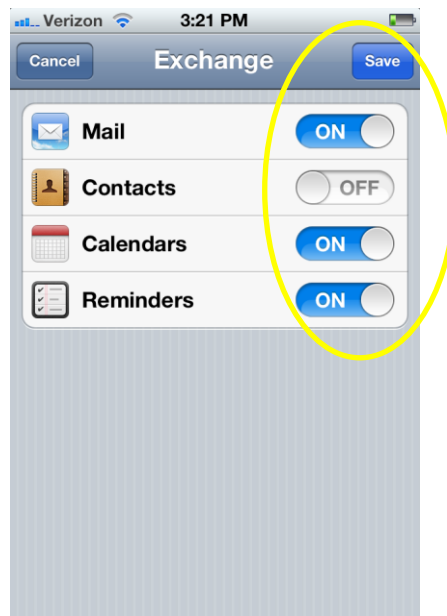


Tap **Accept**

A "Server" field will now show. Type **mail.ws.edu** and tap **Save**



Choose the options you would like to sync by turning them **ON**



Tap **Save** to start receiving mail.